



### District Report Card: 2017


<b>State:</b> Bihar	<b>District:</b> Begusarai
<b>Class:</b> 5	<b>Subject:</b> Language
<b>Schools:</b> 60	<b>Students:</b> 1415


### Participation/Coverage


#### Students

<div>GENDER</div> <div></div>	Boys				Girls			
	Number		%		Number		%	
	589		41.63		826		58.37	

<div>AREA</div> <div></div>	Rural				Urban			
	Number		%		Number		%	
	1273		89.96		142		10.04	

<div>CATEGORY</div> <div></div>	SC		ST		OBC		GEN	
	Number	%	Number	%	Number	%	Number	%
	333	23.53	1	0.07	865	61.13	216	15.27

<div>CWSN</div> <div></div>	LD	VI	HI	S&LD	ID	Oth
	0	1	0	1	3	0

<div>Management</div> <div></div>	Government			Government-aided		
	Number		%	Number		%
	1415		100.00	0		0.00

### Average Performance of Students in Language (%)

Overall	Gender		Area		Management		Social Group			
	Male	Female	Rural	Urban	Govt.	Aided	SC	ST	OBC	GEN
60.58	59.65	61.25	61.26	54.55	60.58	0.00	58.96	40.00	60.49	63.55

## Performance on Learning Outcomes (LOs)

Learning Outcomes	Description	Average Performance(%)
L504	Reads and comprehends independently storybooks, news items/ headlines, advertisements etc.	57.07
L508	Reads text with comprehension, locates details and sequence of events	62.34

Range of Performance of Students who Answered Correctly							
Below 30%		30% - 50%		50% - 75%		Above 75%	
Number	%	Number	%	Number	%	Number	%
170	12.01	265	18.73	582	41.13	398	28.13

## Lowest Performing Learning Outcomes (LOs)

- 1 - Reads and comprehends independently storybooks, news items/ headlines, advertisements etc. (57.07)
- 2 - Reads text with comprehension, locates details and sequence of events (62.34)